

KENOVA set line V3xx

The new INDUSTRIAL line: compact, reliable, precise and flexible.

KELCH

Pioneer for precision and efficiency

The benefits for you:

- Compact grey cast iron design for use in confined spaces.

WxDxH (mm): 1300 x 540 x 1300 (excluding TUL rack IV)

- Convenient axis positioning by pneumatically released rough adjustment. Also features hand wheels for fine adjustment.

- Measuring lengths:
X = -100 mm bis 400 mm (∅)
Optional X = -100 mm to 600 mm (∅)
Z = 600 mm

- Ultra-precise tool spindle with direct SK 50 interface and integrated calibration balls. Optionally with pneumatic tool clamping.

- CMOS camera with precise optics and lighting for $\pm 2 \mu\text{m}$ repeatability.


- KENOVA set line V3xx is available in three versions:
 1. Manual
 2. Manual with CNC spindle (Autofocus)
 3. Fully CNC



KENOVA set line V3xx in detail:



Optional TUL rack IV can be used as base



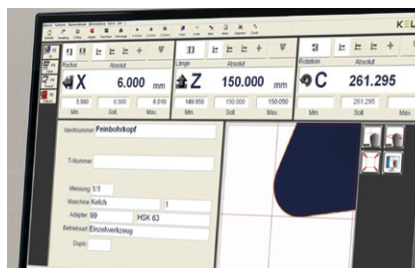
Optional turning centre camera



Control panel for spindle functions



kOne software



EASY software



Tool monitor

KENOVA set line V3xx

Choose from kOne or EASY

KELCH

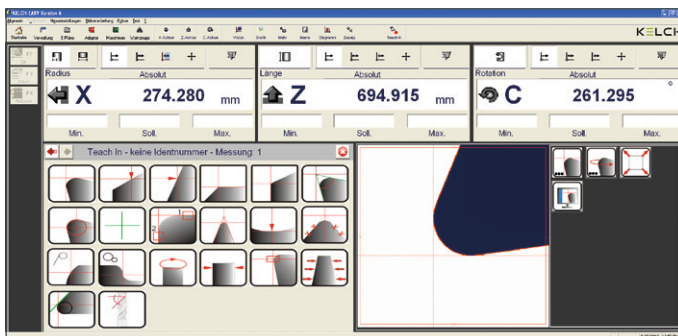
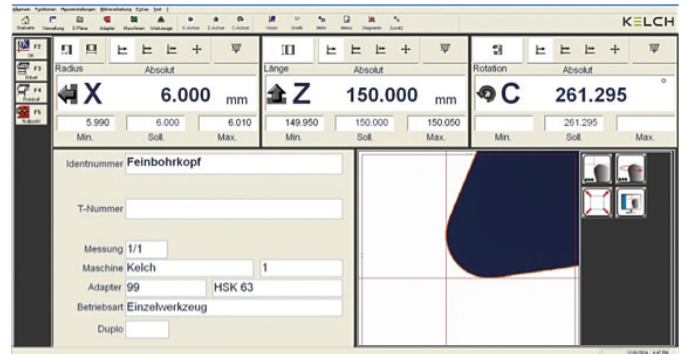
Pioneer for precision and efficiency

Proven software for convenient operation!

Proven EASY software offers users every option for ease of operation.

The software informs users in a structured manner about the tool, adapter, measuring function and values measured on the tool – all on a single screen.

Users are simply and intuitively guided by the software when setting up the analysis programs to obtain the measuring result they require in the shortest time. See for yourself!



Everything included!

A host of useful features, such as the checking of radial and axial run-out, total image function with live image for monitoring purposes and an additional top light for tool inspection, are all included as standard. The tool set-up plans are also simple to produce using fully automatic test processes, either using the Teach-In function or Picture Start. The saved measuring processes can be called up and started just as easily using the tool identification number or the RFID chip.

New kOne software: intuitively simple!

All functions at a glance and, on the measuring side, the user is clearly provided with all the information he needs. The tool to be measured is displayed, the necessary measurements are arranged in a table and the traffic light colours signal whether the measurement is inside or outside the tolerances. Yellow signals a measurement still to be performed. All measurements are performed with a minimum of different measuring functions. The priority is definitively ease of operation.



Everything at a glance!

kOne is quick and simple when measuring multi-edged tools when control of run-out and axial run-out is crucial. The X and Z-axes appear in a bar diagram. By displaying tolerance fields it is possible to visually detect and cuts that project beyond. In the event of an incorrect measurement, the measurement can be simply repeated and corrected at any cut.

